

CUST/Roll-In

CSI Division: 22 42 23

Roll-In Pan

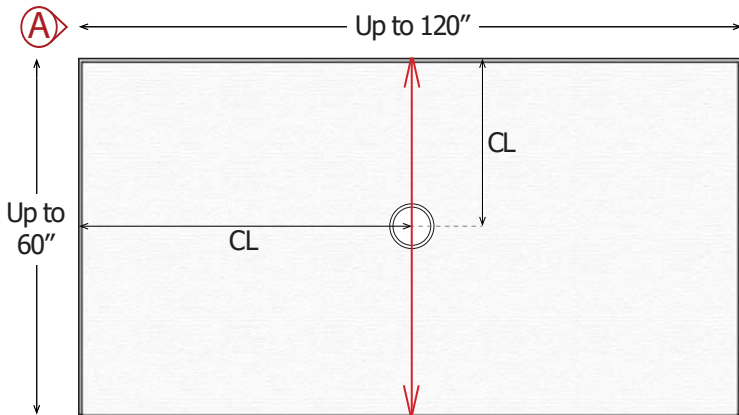
Copyright© 2000 - 2017 Mincey Marble, Inc.



- Solid one-piece construction
- Textured non-slip finish
- Maintenance free
- Manufactured in the USA
- Abrasion resistant gel coat surface
- Repels mold and mildew
- Pre-leveled - rests on sub floor
- Extremely Sanitary

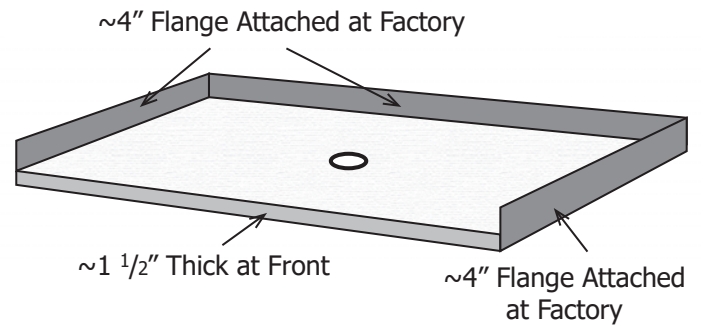
SPECIFICATIONS

CUST/Roll In



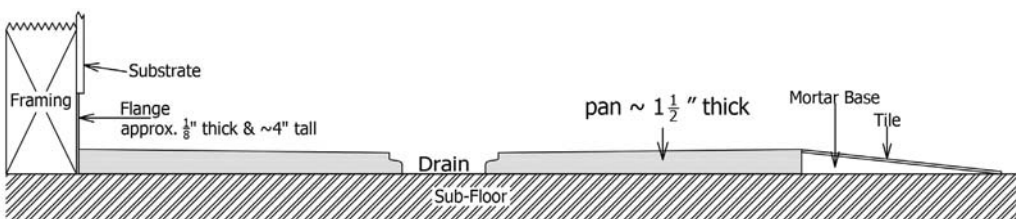
Specifications

- Size: Up to 60" x 120"
- Drain: Center - must fit limitations of mold
- Drain Opening: 3 1/4" hole width
- Flange: 4" Flange attached at factory
- Front Curb: Separate - installed on site
- Ramp: Provided by others
- Weight: Variable by size
- Material: Mincey Classic™



Note The ADA code requires the finished opening of a roll-in shower pan to measure a minimum of 60" left to right. Since the custom dimensions are affected by the framed opening, gypsum thickness etc, Mincey Marble is unable to determine the exact shower pan size needed. Please specify pan dimensions and drain location.*

Section A:



Drain NOT included. Finished product dimensions may vary +/- 1/8" from drawing.

Copyright© 2000 - 2017 Mincey Marble Inc.

Suggested Drains:

- Sioux Chief Mfg. model: 825-2P - PVC
- Oatey part number: 42045 - PVC
- Oatey part number: 42150 - Brass
- Kohler model: K9132 - Stainless Steel

Standards and Ratings:

- ANSI Z124.1.2 - 2005 tested by NAHB
- ASTM 1028-96 coefficient of friction test (minimum rating of .67)