

## PRODUCT SPECIFICATIONS

### TD-R-4040: 40 x 40 Reversible Trench Drain Shower Pan



#### STANDARD FEATURES

- Solid one-piece cast marble
- Durable gel coat surface
- Pre-leveled-rests on subfloor
- Extremely sanitary
- Will not mold or mildew
- Easy to install
- Maintenance-free
- Manufactured in the U.S.A.
- Trench drain with removable cover for easy cleaning
- Recommended: add Shower Pan Liners to protect pans during construction

#### APPLICATIONS

- Hospitality | Multifamily | Senior Living | Student Housing | Military Housing

#### ITEM NUMBER

- TD-R-4040-OS-SF

#### TECHNICAL SPECIFICATIONS

MODEL Reversible Offset

PAN SIZE 40" x 40"

MATERIAL Cast Marble

FLOOR PATTERN Traditional

FINISH Matte, Textured, Non-Slip

BACKWALL 40" +/- 1/8"

SIDE WALLS 40" +/- 1/8"

DRAIN LOCATION Reversible Offset

CENTER OF DRAIN MEASURES 4" from side wall, 20" +/- 1/8" from back wall

DIMENSIONS NOTE: Finished product dimensions may vary +/- 1/8" from drawings

DRAIN OPENING 3 1/4"

TRENCH WIDTH 4 3/4"

DRAIN COVER 33"

FRONT CURB Integral, 3" w x 3" h


FLANGE 1" on side and back walls - attached at factory

WEIGHT ~225#

STANDARD Mincey Classic™

SLOPE Pan is sloped toward the drain at 2%

CSI NUMBER 22 42 33



#### CONTACT OUR SALES STAFF

M-F: 8:00 am - 5:00 pm  
Eastern

770-532-0451

#### WE'RE HERE TO HELP

Request a product sample, color sample or get a quote.

[sales@minceymarble.com](mailto:sales@minceymarble.com)  
[samples@minceymarble.com](mailto:samples@minceymarble.com)

**PRODUCT SPECIFICATIONS**

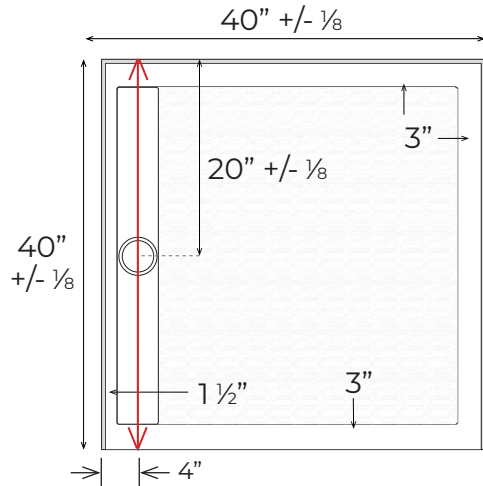
**TD-R-4040: 40 x 40 Reversible Trench Drain Shower Pan**



COLORS	
ALMOND	7800
BONE	7670
CREAM	7400
IVORY	7300
WHITE	2250
LIGHT GRAY	7256
PUTTY	7000

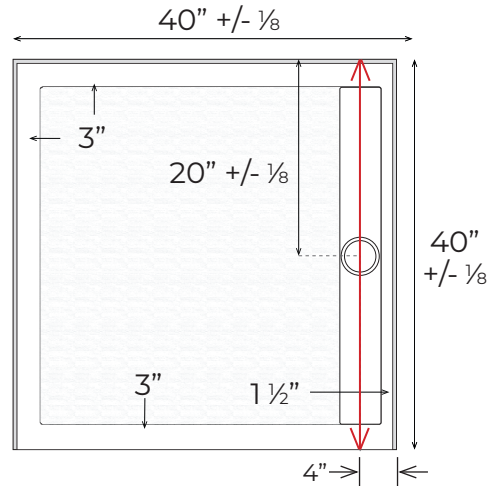
- SPECIAL NOTES
- Standards and Ratings:
  - CSA B45-5/IAPMO Z124-2011
  - MAS Certified Green. Compliant with ANSI/BIFMA X7.1 Standard
  - ANSI A137.1 (average rating of 0.65)
  - ANSI A326.3 (average rating of 0.72)
  - ANSI/NFSI B101.3 (average rating of 0.66)
  - Suggested Drains:
  - Sioux Chief Mfg. model: 825-2P – PVC
  - Oatey part number: 42045 – PVC
  - Oatey part number: 42150 – Brass
  - NOTE: Finished product dimensions may vary +/- 1/8" from drawings
  - NOTE: Drain is not included with pan

TD-R-4040-OS/SF-L



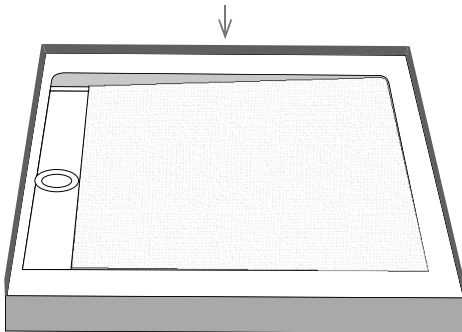
Finished product dimensions may vary by +/- 1/8" from drawings.

TD-R-4040-OS/SF-R



Finished product dimensions may vary by +/- 1/8" from drawings.

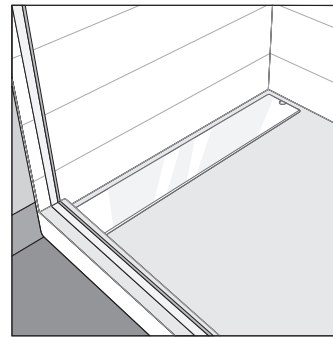
1" Flange Attached at Factory on Back & Sides



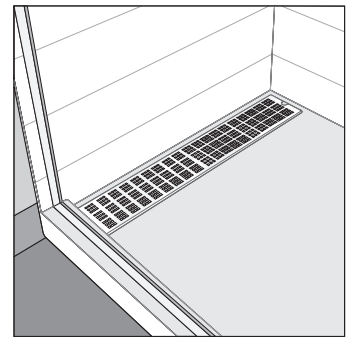
Integral Curb 3" Tall

Left Hand Drain Shown. Left & Right Hand Drain Available.

Drain Cover Options

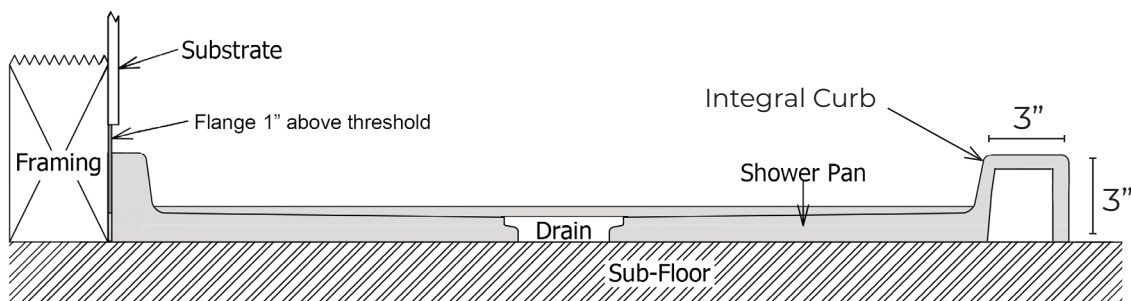
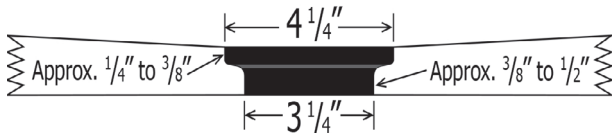


Solid



Decorative

Drain Detail:



For an additional charge, Powder Coating options are available. Please contact our sales associates for more information.

REV: 11.03.21