

PRODUCT SPECIFICATIONS

TD-32-ADJ-66: 32 Adjustable Trench Drain Shower Pan



STANDARD FEATURES

- Width customizable up to 66"
- Solid one-piece cast marble
- Durable gel coat surface
- Pre-leveled-rests on subfloor
- Extremely sanitary
- Will not mold or mildew
- Easy to install
- Maintenance-free
- Manufactured in the U.S.A.
- Trench drain with removable cover for easy cleaning
- Recommended: add Shower Pan Liners to protect pans during construction

APPLICATIONS

- Hospitality | Multifamily | Senior Living | Student Housing | Military Housing

ITEM NUMBER

- TD-32-ADJ-66-OS-SF

TECHNICAL SPECIFICATIONS

MODEL Adjustable Length

PAN SIZE 32" d x up to 66" w max

MATERIAL Cast Marble

FLOOR PATTERN Traditional

FINISH Matte, Textured, Non-Slip

BACKWALL Up to 65 3/4"

SIDE WALLS 32"

DRAIN LOCATION Offset - Left

CENTER OF DRAIN MEASURES 14 1/2" from backwall, 3 1/2" from side wall

DIMENSIONS NOTE: Finished product dimensions may vary +/- 1/8" from drawings

DRAIN OPENING 3 1/4"

TRENCH WIDTH 4 3/4"

DRAIN COVER 27"

FLANGE ~4" on side and backwalls - attached at factory

FRONT CURB Integral, 3" w x 3" h

WEIGHT Variable by size

STANDARD Mincey Classic™

SLOPE Pan is sloped toward the drain at 2%

CSI NUMBER 22 42 23



CONTACT OUR SALES STAFF

M-F: 8:00 am - 5:00 pm
Eastern

770-532-0451



WE'RE HERE TO HELP

Request a product sample, color sample or get a quote.

sales@minceymarble.com
samples@minceymarble.com

PRODUCT SPECIFICATIONS

TD-32-ADJ-66: 32 Adjustable Trench Drain Shower Pan

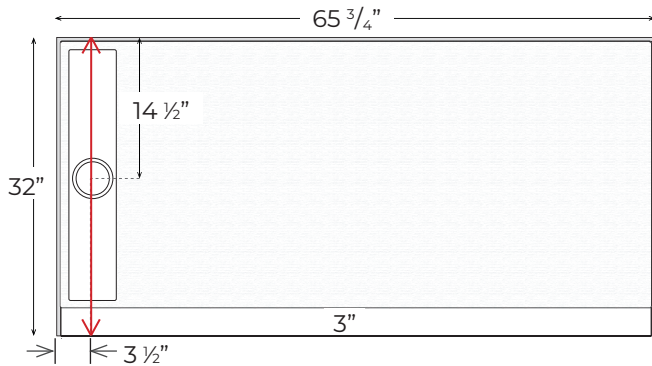


COLORS	
ALMOND	7800
BONE	7670
CREAM	7400
IVORY	7300
WHITE	2250
LIGHT GRAY	7256
PUTTY	7000

SPECIAL NOTES	
---------------	--

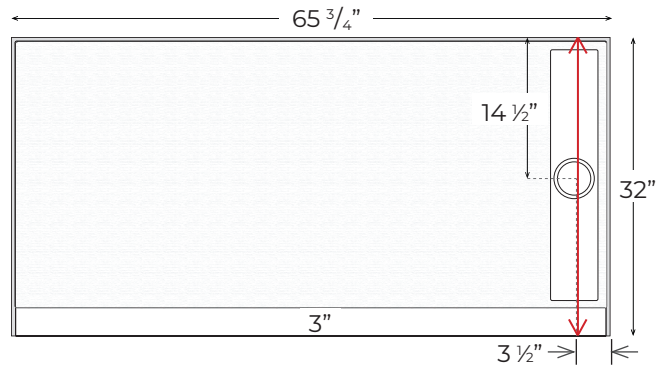
- Standards and Ratings:
- CSA B45-5/IAPMO Z124-2011
- MAS Certified Green. Compliant with ANSI/BIFMA X7.1 Standard
- ANSI A137.1 (average rating of 0.65)
- ANSI A326.3 (average rating of 0.72)
- ANSI/NFSI B101.3 (average rating of 0.66)
- Suggested Drains:
- Sioux Chief Mfg. model: 825-2P – PVC
- Oatey part number: 42045 – PVC
- Oatey part number: 42150 – Brass
- NOTE: Finished product dimensions may vary +/- 1/8" from drawings
- NOTE: Drain is not included with pan

TD-32-ADJ-66"-OS/SF-L

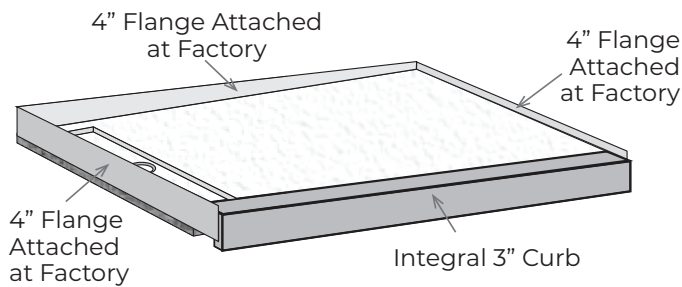


Finished product dimensions may vary by +/- 1/8" from drawings.

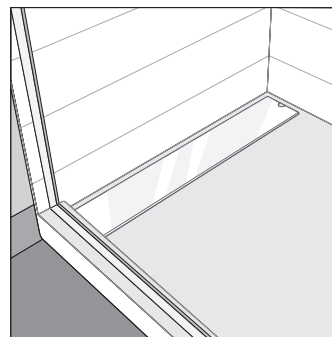
TD-32-ADJ-66"-OS/SF-R



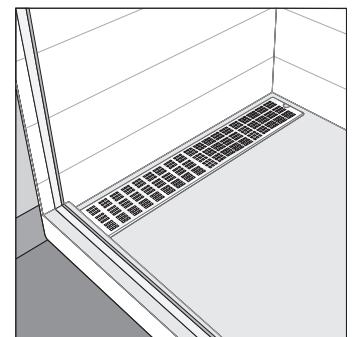
Finished product dimensions may vary by +/- 1/8" from drawings.



Drain Cover Options



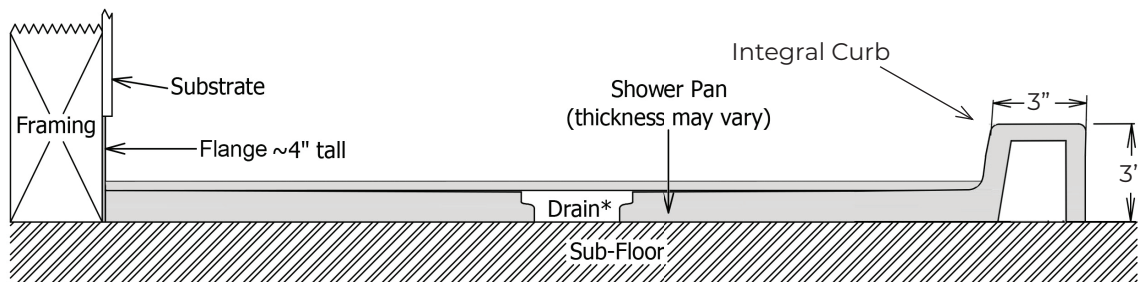
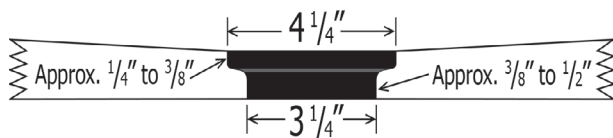
Solid



Decorative

For an additional charge, Powder Coating options are available. Please contact our sales associates for more information.

Drain Detail:



REV: 11.03.21