



MINCEY MARBLE

TS-ST/ 8" X 8" SIMULATED TILE TUB/SHOWER SURROUNDS™

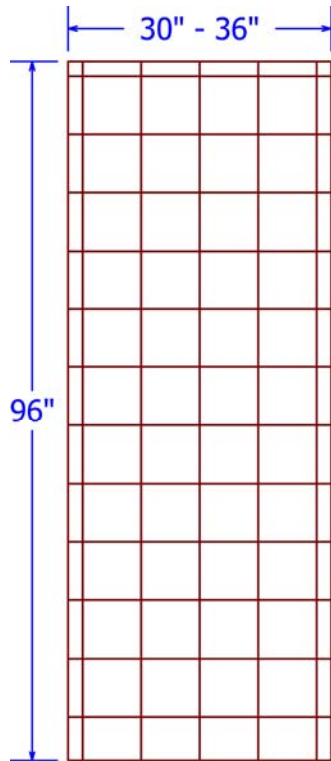
TECHNICAL SPECIFICATIONS

CSI DIVISION 06 61 13

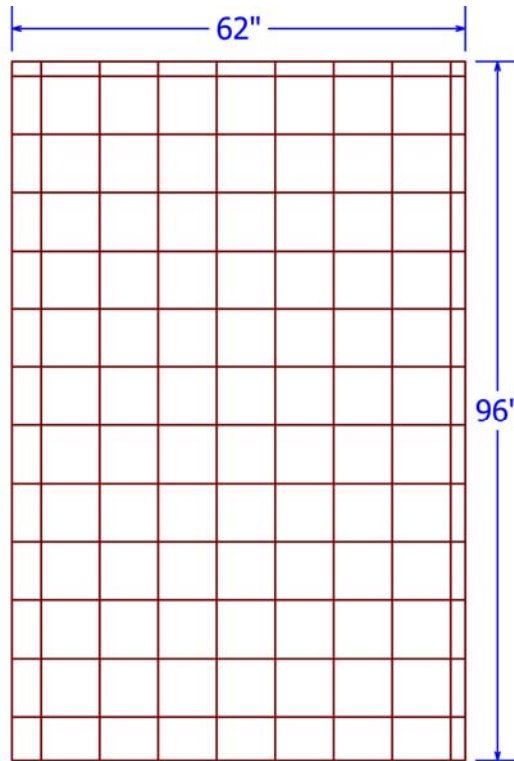
8" X 8" SIMULATED TILE SURROUNDS

STANDARD FEATURES:

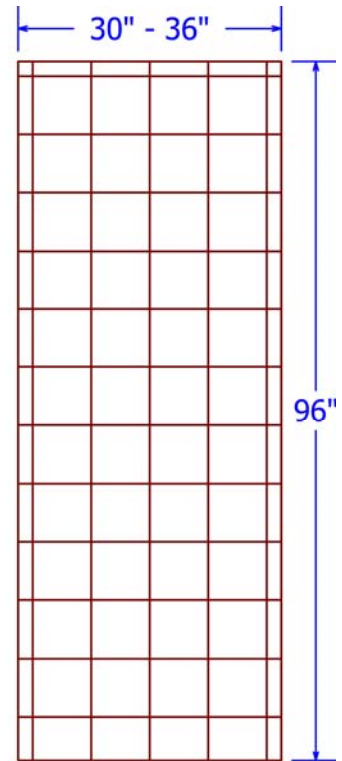
- MAXIMUM HEIGHT 96"
- 2" INTEGRAL BULLNOSE TRIM ON EXPOSED EDGES
- 2 - 30" OR 36" END PANELS
- 1 - 62" BACK PANEL
- GLOSS FINISH
- MINCEY CLASSIC™



Left Wall



Back Wall



Right Wall

OPTIONS: (AVAILABLE SELECTIONS)

- MINCOR™
- 1- 8" X 96" X 1/4" TILED SEAM COVER
- SD-06 CERAMIC WALL MOUNT SOAPDISH
- SD-07 CERAMIC CORNER MOUNT SOAPDISH
- SD-08 CHROME PLATED CORNER MOUNT SOAPDISH
- SS-02 CORNER MOUNT SHAMPOO SHELF
- FR-02 CORNER MOUNT FOOT REST
- 2- TR-05 - 2" X 108" X 3/4" EXTRA LONG TRIM STRIPS
- 2- TR-06 - 2" X 95" X 1" TRIM STRIPS